

Gardener's Notebook

Volume 33, No. 2

News & Advice for Bay Area Gardeners

May / June 2019



Grow your own organic salsa

Locally source your own organic ingredients by growing them yourself. Whether it's vegetable starts, handcrafted pottery, or locally made soils, Sloat Garden Center carries everything you need to succeed in the garden this spring and summer.



In this issue: spring vegetable planting chart • native plants • unique succulents • helpful tools



Plant up your own organic salsa garden

Make salsa using organic ingredients you grow yourself. Here's what you'll need:

- ☐ **3 pepper plants.** Some gardeners like their salsa spicy, but if you enjoy mild flavors, try planting sweet peppers.
- ☐ **2 tomato plants.** Choose large, paste-type tomato varieties like Italian Roma, Supremo, San Marzano, Speckled Roman, or Oxheart.
- ☐ **2 cilantro plants.** Sow or plant this fresh tasting salsa ingredient every 3 weeks to always have it on hand.
- ☐ **2 tomatillo plants.** Tomatillos are essential for making tangy green salsa.
- ☐ **green onions.** Experiment with planting onions; all varieties can be used as scallions.
- ☐ **Sloat Planting Mix** for the ground, or **Sloat Organic Potting Soil** for containers.
- ☐ **Use E.B. Stone Organics Sure Start.**
- ☐ **Sloat Minibark** or **Sloat Forest Mulch Plus** to keep moisture in and pests away.



- ☐ Feed plants with **E.B. Stone Organics Tomato & Vegetable Food** every month to keep them happy and healthy.



Grow your own groceries summer through fall

Cool weather vegetables are most successful if matured when temps are mild and cool.

	May	June	July	Aug
beets	●	●	●	●
broccoli			●	●
Brussels sprouts	●	●	●	●
cabbage				●
carrots				●
cauliflower				●
celery			●	●
chard & kale	●	●	●	●
kohlrabi			●	●
lettuce	●	●	●	●
onions				
parsnips	●			●
peas				●
potatoes	●	●		●
radishes	●	●	●	●
rutabaga				●
spinach			●	●
turnips				●

Warm weather vegetables want both warm soil and very warm temperatures.

	May	June	July	Aug
beans	●	●	●	●
corn	●	●	●	
cucumber	●	●		
melon*	●	●		
peppers*	●	●		
pumpkins	●	●		
squash, summer	●	●	●	
squash, winter	●	●		
tomatoes	●	●		
watermelon*	●	●		

Learn how to grow a bounty of produce this spring (including tomatoes!) with our 47 Kitchen Gardener planting guides:
www.sloatgardens.com.

Come in to Sloat Garden Center for the best fruits, vegetables, and herbs to plant in your Bay Area micro-climate.

* Successful if grown in the warmest parts of the Bay Area

Mediterranean-friendly plants



Choose edible plants that grow well in the Bay Area's Mediterranean climate. A lemon tree, a pomegranate tree, and a fig tree will thrive in containers or in the ground. See our full list of Mediterranean plants accustomed to mild, wet winters and dry summers in our stores or at www.sloatgardens.com.

Watering tips



Younger tomato plants need extra water as they develop their root systems. Once the plants are established, tomatoes grow ripe & juicy with infrequent but deep watering. Important: remember to water the soil, not your tomato's foliage.

Plant tomatoes now



May is the time to plant large, two gallon tomato plants. These larger plants are ideal to "ketchup" on growing tomatoes (if you didn't plant them in April). We have tons of ready-to-plant varieties available in our stores. Stop by!



Grow your own Groceries

Make garden fresh pesto

Whip up pesto with ingredients straight from your garden using basil or leafy greens like arugula or kale. Plant them now and enjoy nutritious pesto this summer.

Basil is the essence of summer. It craves heat + bright sunlight (at least 6 hours a day) and thrives with frequent water and well-draining soil. Plant new basil starts or seeds every few weeks for a steady, fresh supply.

Start kale and arugula from transplants, or by sowing seeds (we carry many varieties of both). Use Sloat Planting Mix when planting in the ground, and use Sloat Organic Potting Soil in containers. Gardeners in the East Bay and northern Marin can protect leafy greens from too much sun by using shade fabric (available in our stores) or lightweight seed blankets.

4 pestos, 4 ways: arugula, basil, kale, or spinach

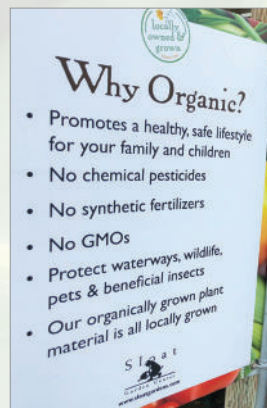
Pesto is essentially a basic formula of 4 ingredients: greens + oil + cheese + nuts. Sure, you can make pesto with basil, but try using arugula for a peppery kick. Kale will produce a heartier pesto and spinach gives it an earthy taste. Check out our favorite recipes from the garden in the Sloat Recipe Box: www.sloatgardens.com.



More than 30 years ago, Sloat Garden Center made the decision to focus on organically grown plants and products that are good for the earth. Through our continuous work with non-profits like Our Water, Our World, PlantRight, and our support of local growers, we're committed to environmental sustainability.

Practice at home

The Environmental Working Group's annual "Dirty Dozen" ranks commercially grown fruits and vegetables that contain the most pesticides (lettuce, kale, tomatoes, and strawberries top the list). You can reduce your intake of pesticides by growing your own groceries organically, and by using natural pest remedies. Questions? Stop in and let our experienced staff advise you!



Bonide Tomato & Vegetable 3-in-1 Ready-to-use Spray

Endorsed by organic growers, this multi-purpose fungicide, miticide, and insecticide is made from sulphur and natural pyrethrin. It was developed for use on tomatoes and vine edibles like beans, melons, berries and squash. It is effective on all stages of insect life cycles, from egg to adult, plus it prevents and controls plant disease. Summer vegetable gardeners know to have this great product on hand for pest and disease prevention and cure.



Our stores are packed with thousands of locally grown flowering annuals, perennials, and vegetables, plus shrubs, trees and vines for containers, patios, balconies, porches and gardens. Need planting advice? Our experienced staff can help you choose the right plants for your space.

Four California native plants that support beneficial insects

Introducing four California native shrubs and perennials you'll definitely want in your garden. They're beautiful, low-maintenance plants that are adapted to our Bay Area conditions, naturally drought tolerant, and easy to care for. Best of all: their pollen supports beneficial insects. Explore an array of California native plants by stopping into our stores and picking up a California native plant care sheet and planting guide. Find it also at www.sloatgardens.com.

Feed your local bees!
with native plants



About our local native plant grower: Suncrest Nurseries was established in 1989 with the purchase of the historic Leonard Coates Nurseries. Founded in 1870, Leonard Coates was one of the first nurseries to grow California native plants. Suncrest has proudly continued this tradition.



Pacific Eriogonum (Wild buckwheat) These western native shrubs are covered with decorative, woolly leaves and tiny, brightly colored blossoms in dense clusters that attract native bees.



Arctostaphylos (Manzanita) These are tough shrubs and small trees known for their red trunks and sinewy branches. Their fragrant urn shaped blossoms explode in spring and attract beneficial insects.



Achillea millefolium This native yarrow features spreading mats of pale green leaves and lacy flowers on tall stems. Suncrest grows Achillea from organic seed in a variety of colors. Beneficial insects love Achillea!



Romneya coulteri (Fried Egg Plant / California Tree Poppy). This giant perennial grows to 10 ft tall. The clusters of giant white, crepe paper-esque blossoms attract pollinators. Prefers moderate to no watering once established.

Growing tips: All the above plants prefer full sun, except for Arctostaphylos which likes some afternoon shade, or a partial sun location. Most of these plants naturally grow in gravelly or stony areas, so plant them in well-drained soil. Feed with a mild organic fertilizer such as E.B. Stone Organics All Purpose Plant Food each spring and fall.



New Gardening Seminars & Workshops

Each season we select local gardening experts and designers to teach seminars & workshops in our popular gardening education series. Seminars are free for Rewards Members (Workshop fees are additional), and \$10 for non-members (membership is free). See www.sloatgardens.com for full details, times and locations!

Seminar: Learn to Grow Peppers 101

Kids Club Make & Take Workshop: Make a Planter for Mom

Make and Take Workshop: Create a Succulent Centerpiece

Seminar: Learn to Grow Berries 101

Make and Take Workshop: Create a Graduation Party Centerpiece

Kids Club Make & Take Workshop: Make a Terrarium for Dad's Desk

Make and Take Workshop: Choose your Succulent Arrangement

Join us in the stores for Sloat Garden Center events!

Succulent Soiree

Join the Buzz

Kids Week

Pottery Sample event



More info: www.sloatgardens.com

We ♥ lush and lovely Kimberly Queen Ferns

Kimberly Queen Ferns are simply exquisite plants we can't get enough of! These ferns are a more compact variety than Boston Ferns, they are often used as a stand alone hanging basket or best of all, as an indoor plant. Low-maintenance and easy to grow, the dark-green fronds lend year-round, tropical texture indoors, or to shady decks, front porches, balconies, and patios. They're especially attractive when planted with shade annuals like Begonias, Bacopa, Coleus and Impatiens in our handmade pottery.

Quick humidity tips: Increase humidity around moisture-loving plants like ferns and Ficus by placing your plant in a pebble-filled saucer that's wider than the pot. Alternatively, some gardeners put their fern in the shower or bathtub after bathing to take advantage of residual bathroom humidity.



Happiness = planting up succulents this spring + summer



Create a succulent container design for your home or to give as a gift. They're so easy to build and maintain. *Here's what you'll need:*

3-9 succulents (depends on container size), our colorful pottery, E.B. Stone Organics Cactus Mix & E.B. Stone Organics Sure Start.

After planting, dress the top with rocks, then add a touch of whimsy by including a favorite item or toy in the planter (shell, marble, rock, matchbox car, or dinosaur, etc). Need help creating one? Join us for our Make your own Succulent arrangement workshop in May, or ask one of our staff for tips. We love succulents!



'Portulaca Maraca' is a spreading groundcover with stacked, radiating leaves. If this California grown plant's nifty leaf pattern doesn't wow you, it's small, yellow, cup-shaped flowers will. Portulaca 'Maraca' is outstanding in rock gardens or mixed succulent containers. Plant this succulent in E.B. Stone Organics Cactus & Succulent Mix, and feed with Grow More Cactus Juice. Requires excellent drainage; thrives in average to lean sandy, rocky soils and will easily grow in our Mediterranean climate.

Are you signed up to receive Sloat Garden Center email newsletters? Visit sloatgardens.com for details.



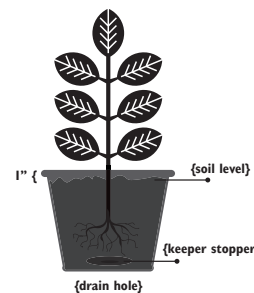
Our Indoor Potting Soil is locally produced by E.B. Stone Organics in Suisun, CA

NEW for 2019! Sloat Organic Indoor Potting Soil in stores

Exciting news for houseplant lovers: we are so very proud to announce the arrival of Sloat Garden Center's very own, locally crafted, organic Indoor Potting Soil. This formulation provides excellent aeration, drainage, and water retention to help indoor plants thrive.

Our organic mix has been specially blended for all houseplants, succulents, Bromeliads, palms, and other tropical plants. Made from aged fir bark, lava rock, sand, volcanic pumice, aged redwood and peat moss, Sloat Indoor Potting Soil is ready-to-use, right out of the bag!

Indoor plant tip: thoroughly water plants both before and after repotting. Allow soil to settle, then add more soil (if needed) to bring soil level to the appropriate height. Always plant with a starter fertilizer like E.B. Stone Organics Sure Start and use a Keeper Stopper over the drain hole to retain soil. Choose one of our colorful handmade pots with saucer to show off your plant and make it easier to care for.





E.B Stone Organics Rose & Flower Food

is a blend of select natural ingredients designed to encourage sturdy growth and flowers in roses, perennials and flowering plants.

Did you know: all E.B. Stone Organic fertilizers contain humic acids and beneficial soil microbes including mycorrhizal fungi? This keeps the soil healthy which in turn makes plants vibrant.

Tools that make weeding easier & faster (without chemicals!)

These tools and a bit of elbow grease will help you combat weeds sustainably.

Want to get rid of weeds quickly and easily while being gentle on your body? **Gram-pa's Weeder** is an effective weed remover that will also save your back. Just poke the tool into the weed and voilà, it comes right out! Terrific for removing dandelions from lawns and weeding thorny thistles anywhere.

Try a **Hula Hoe** to weed large garden beds without damaging surrounding plants. It cuts weed roots beneath the soil with a back and forth motion that still leaves soil in place.




The Hori Hori Digging Knife is a staff favorite because it's so versatile. Hori Hori's heavy, serrated, steel blade makes it a multi-purpose knife for all gardening tasks. It can be used to dig holes, divide perennials, cut roots, remove plants from their containers, break up clay soil, amend soil, transplant, and take out weeds.

Use **weed control fabric** to let air and water circulate through to plants but stop weeds from taking root. We offer this fabric in 5 year and 15 year protection. While they look similar, our 15 year fabric is thicker, lasts longer, and is appropriate for permanent areas of yards, gardens or gravel paths. Our 5 year fabric is lighter, so choose it for planting areas you may wish to rejuvenate or change again soon.

Buy a pollinator plant, donate a pollinator plant

For the 3rd summer in a row we're partnering with Bay Area grower Soquel Nursery on an innovative program designed to increase habitat for bees and other pollinators. This June and July, Soquel Nursery will donate one pollinator-friendly perennial for each plant sold through this program. The plant you purchase will not only provide beauty and value in your garden, it will also increase pollinator habitat at the Bay Area farms and schools that receive the donations. In the years we've partnered with Soquel Nursery we've helped donate thousands of pollinator plants. Together we can once again make a positive impact for pollinators.



Watch for ladybug larvae!

Ladybug larva - shaped like small, dark alligators - eat many times more insect pests than adult Ladybugs. They've been known to gobble up as many as 50 aphids a day! Ladybug larvae are sometimes mistaken as pests themselves. Learn to recognize and protect these garden allies from egg through adulthood.

Garden Design at Sloat Garden Center

Since 1995 we've created custom design solutions for varied Bay Area clients; from San Francisco's small jewel box gardens to Marin's larger oak groves and terraced hillsides. Whether your garden is a place to entertain, work, play, or just relax and take in the view, we can help personalize your garden's design to meet your needs. Please Note: Our Garden Design Department currently services Marin and San Francisco counties only.

New & beautiful, low maintenance charmers for Bay Area gardens

Since 1926, Monrovia Growers of California has been a horticultural leader in the introduction of new and vibrant plants for Bay Area landscapes. They're always developing healthier, more vigorous options, including these two, new, locally grown introductions.



Brown Eyed Girl Helianthus (SunBelievable™)

This award-winning annual sunflower produces large, vibrant blooms. In fact, each plant has up to 1000 flowers which will "self-dead-head"; meaning, the old flowers just disappear. Not only are these blooms gorgeous, they attract our local beneficial insects like native bees, ladybugs and butterflies that love to land on them and sip their pollen. Brown Eyed Girl is compactly sized for planting in our colorful pottery, or grow them in sunny borders. Use Sloat Planting Mix and E.B. Stone Organics Sure Start to get them started.

Seaside Serenade® Hydrangea Cape Lookout

This newest crop of Hydrangeas has notable improvements which makes them even more successful and easy to care for than previous varieties. The plants are bred to be a compact size (4 ft. by 4 ft) and also to re-bloom several times in a growing season. The sturdier stems will not flop under the weight of the large flower heads, and the thicker leaves can tolerate a bit more of the Bay Area's varied heat, humidity, and windy micro-climates. Choose from pink Martha's Vineyard and Hamptons, or bi-color pink Fire Island, or the lovely blue Cape Cod.

Water conservation is in style this summer

Our 5 favorite products for effective, ecological and economical watering.



Mini Bark to keep roots cool

Forest Mulch Plus to conserve moisture

Gilmour Soaker Hose lets water seep in

Dramm One Touch 16" and 30" water wands put water where you want it

Soil Moist traps moisture

Dramm metal pistol sprayer with 6 settings

On location at our Miller Ave store: puppies & plants!



Plant people in Mill Valley on Miller Ave.
Our staff members Steve, Courtney, Kait and Dan are dedicated to helping gardeners!

The Sloat Garden Center Miller Avenue location is nestled in a vibrant section of Mill Valley, across the creek from the Marin Theatre company, and nestled between a very popular dog grooming shop, Doggie Styles, and Sol Food restaurant.

"Our large nursery is part of a rich tapestry of retail economies; it is a true neighborhood store," explains Manager Steve Mauricio. "When dogs and their owners visit the shop next door, they visit us too for a little shopping, plant tranquillity and of course, treats for our canine friends."

The store has a large interior that showcases a wide selection of our quality houseplants, pottery and plant food. "Throughout the nursery we carry exciting and vibrant pottery," he says. "Customers come in not only to shop but also to enjoy the displays of color and plants."

With three California Certified Nursery Professionals on staff, Steve and his team are always ready to share gardening advice and tips. Steve's favorite advice is this: "Plan out your gardening goals so that they can come true. It's important to map out a path to success...and we can help!"

Visit our stores: Thirteen Locations in San Francisco, Marin and Contra Costa

San Francisco

327 3rd Ave between
Geary & Clement
(415) 752-1614

2700 Sloat Blvd.
46th & Sloat Blvd.
(415) 566-4415

3237 Pierce Street
Chestnut & Lombard
(415) 440-1000

Hours: 9-6:30

Novato

2000 Novato Blvd.
at Wilson
(415) 897-2169

San Rafael

1580 Lincoln Ave.
just off Hwy. 101
(415) 453-3977

Kentfield

M-F: 8-6:30

Sat & Sun: 8:30-6:30

700 Sir Francis Drake Bl.
(415) 454-0262

Mill Valley

657 E. Blithedale
(415) 388-0102
401 Miller Ave.
(415) 388-0365 at La Goma

Pleasant Hill

2895 Contra Costa Blvd.
(925) 939-9000

Martinez

6740 Alhambra Ave
(925) 935-9125

E. Blithedale:

M-F 8-6:30

Sat/Sun
8:30-6:30

Danville

800 Camino Ramon (in the
Rose Garden Center)
(925) 837-9144

828 Diablo Road

at El Cerro
(925) 743-0288

M-Sat hours: 8am-6:30pm

Sun hours: 9am-5pm

Concord

1555 Kirker Pass Rd.
(925) 681-0550

Garden Design Department

401 Miller Ave.,
Mill Valley (415) 388-3754

Bulk Soils

828 Diablo Road at El Cerro
(925) 820-1273

(East Bay delivery only)

M-Sat hours: 8am-4pm

Currently
available
in Marin
& SF only

Visit us on the web: www.sloatgardens.com

S l o a t



420 Coloma Street
Sausalito, CA 94965-1428



We'll help you grow the plants you love!

8 SLOAT NOTEBOOK May/June 2019

Open 7 days a week 8:30am to 6:30pm

(or as noted above)

Don't forget Mother's Day (May 12th)
& Father's Day (June 16th)

Pre-Sorted
PRSRT STD
U.S. POSTAGE
PAID
SAN RAFAEL CA
PERMIT NO. 2

Printed on 30% PCW recycled
paper using vegetable-based inks!



Find us on
Instagram, Facebook &
Twitter. Sign up for our
monthly e-newsletters

Bay Area Gardening Guide:

May & June

MAY

Plant

- Plant Petunias, Marigolds, Begonias, Lobelia, Salvia, and Coleus. Re-seed radishes, carrots, cilantro, and beets.
- Time to plant pumpkins, sunflowers, peppers, basil, tomatoes & melons.
- Select garden-ready Dahlias, perennials, Hydrangeas and hanging baskets.

Fertilize

- Fertilize Rhododendrons, Azaleas and Camellias with **E.B. Stone Organics Azalea, Camellia & Gardenia Food**.
- Boost vegetables with **E.B. Stone Organics Tomato and Vegetable Food**.
- Use a time-release fertilizer such as **Osmocote** for your container plants.

Prune/Maintain

- Prune spring-flowering shrubs after their bloom is past



- Mulch vegetable and flower beds with **Sloat Forest Mulch Plus** to control weeds and conserve moisture.
- Freshen up containers and replace spent annuals with colorful 4-inch perennials such as Verbena, Calibrachoa, Bacopa and Ipomoea.
- Release ladybugs and other beneficial insects to help control aphids, mites, whiteflies, and other garden pests.

JUNE

Plant

- Warm season annuals are here! Plant Zinnia, Cosmos, and Portulaca.
- Plant herbs for use in the kitchen.
- Re-seed or transplant salad greens, green beans and kales.

Fertilize

- Your spring plantings are getting hungry. Feed them with all-purpose fertilizers such as **E.B. Stone Organics** and **Maxsea**.
- Feed your lawn with **Nature's Green Lawn Food** or **Down to Earth Bio-Turf**.

Prune/Maintain

- Continue to deadhead roses, shrubs and other flowers with **Felco pruners** to encourage new blooms; for smaller jobs, such as grooming your container creations, use a **needle-nose snip**.
- Mulch shrubs and beds to conserve moisture. Try **Sloat Mini Bark** for its beauty and utility.
- Make sure vegetables are supported with cages, stakes, or trellises.
- Check early-bearing fruit trees for heavily laden branches. Thin fruits now to increase their size and prevent branches from breaking. Harvest vegetables as they ripen so plants continue producing.

