

Gardener's Notebook

Volume 23, No. 2

News, Advice & Special Offers for Bay Area Gardeners

May/June 2009

Low-maintenance, low-water gardens



Zen coastside garden

ALOE

SCOTCH MOSS

GAZANIA

AEONIUM

2009 perennial of the year

Itoh peonies



California cottage garden

RUDBECKIA

SEDUM

PHLOX

shade gardens

low-water solutions

Ten Locations in San Francisco, Marin, San Mateo and Contra Costa

Richmond District

3rd Avenue between
Geary & Clement
(415) 752-1614

Sunset District

2700 Sloat Blvd.
46th & Sloat Blvd.
(415) 566-4415

Marina District

3237 Pierce Street
Chestnut & Lombard
(415) 440-1000
Hours: 9 to 6:30

Novato

2000 Novato Blvd.
at Wilson
(415) 897-2169

San Rafael

1580 Lincoln Ave. just off
Hwy. 101
(415) 453-3977

Mill Valley

657 E. Blithedale at Lomita
(415) 388-0102
401 Miller Ave. at La Goma
(415) 388-0365

Kentfield

700 Sir Francis Drake Blvd.
at Wolfe Grade
(415) 454-0262

Danville

828 Diablo Road at El Cerro
(925) 743-0288
M-Sat hours: 8:30 to 6:30pm
Sun hours: 9am to 5

San Bruno

675 El Camino Real
(650) 869-6000
3 blocks south of I-380

Garden Design Department

401 Miller, Mill Valley
(415) 388-3754

Bulk Soils

828 Diablo Road at El Cerro
(925) 820-1273
(East Bay delivery only)
M-Sat 8-4:30

Visit us on the Web: www.sloatgardens.com



Open 7 days per week! 8:30am to 6:30pm

(Please note different hours
for Danville & Marina locations)

420 Coloma Street
Sausalito, CA 94965-1428



Pre-Sorted
Standard
U.S. Postage
Paid
StrahmCom

Printed on 100%
PCW recycled paper
using vegetable
based inks!

Great plants and great advice to help them grow!

Don't Forget Mother's Day (May 10th)
& Father's Day (June 21st). Stop by Sloat
Garden Center for great gift ideas!

8 SLOAT NOTEBOOK May/June 2009

May & June Gardening Guide

MAY

Plant

- ☞ Plant annuals like petunias, marigolds, begonias, lobelia, and coleus. Re-seed radishes, carrots and beets.
- ☞ Plant late summer edibles like pumpkins, squash, sunflowers and melons.
- ☞ Select garden-ready blooming roses and perennials.



Fertilize

- ☞ Fertilize rhododendrons, azaleas and camellias with **E.B. Stone Organics Azalea, Camellia & Gardenia Food**.
- ☞ Give vegetables a boost with **E.B. Stone Organics Tomato and Vegetable Food**.
- ☞ Use a time-release fertilizer such as **Osmocote** for your container plants.

Prune/Maintain

- ☞ Prune spring-flowering shrubs after bloom is past.
- ☞ Mulch vegetable and flower beds with **Sloat Forest Mulch Plus** to control weeds and conserve moisture.
- ☞ Freshen up containers and replace spent annuals with colorful 4-inch perennials such as verbena, calibrachoa, bacopa and ipomoea.
- ☞ Release ladybugs and other beneficial insects to help control aphids, mites, whiteflies, and other garden pests.

JUNE

Plant

- ☞ Warm season annuals are here! Zinnia, salvias, cosmos, lisianthus, portulaca.
- ☞ Plant herbs for use in the kitchen.
- Re-seed greens, cabbages and kales.



Fertilize

- ☞ Your spring plantings are probably getting hungry. Feed with all-purpose fertilizers such as **EB Stone Organics** and **Maxsea**.
- ☞ Feed your lawn with high nitrogen fertilizer like **Nature's Green Lawn Food**.



Prune/Maintain

- ☞ Continue to deadhead roses, shrubs and other flowers with a new pair of **Felco pruners** to encourage new blooms.
- ☞ Mulch shrubs and beds to conserve moisture. Try **GreenAll Microbark** for its beauty and utility.
- ☞ Make sure vegetables are supported with cages, stakes, or trellises.
- ☞ Check early-bearing fruit trees for heavily laden branches. Thin trees now to prevent branches from breaking. Harvest vegetables to keep them producing.

Best of the Best Perennial Plant winners!

Each year, members of the Perennial Plant Association cast their vote for perennial plants that are suitable for a wide range of climates, low maintenance, easily propagated, and have multi-season interest. Listed below are five of the winners since 2004.



Hakonechloa macra "Aurea"

A long-season ornamental grass with vivid high-lights in shaded areas. Noted for the way it moves in breezes.



Geranium 'Rozanne'

The large violet-blue flowers with purple-violet veins and small white centers offer non-stop flowering throughout the season.



Nepeta 'Walker's Low'

Blue-violet flowers and long bloom time, grey-green foliage, lack of pest or disease problems and low maintenance. Deer resistant...attracts beneficials!



Helleborus Hybrid

Excellent shade perennial that tolerates dry conditions. Long lasting flowers are available in many colors and appear as single or double forms.



Athyrium niponicum 'Pictum'

This lovely fern prefers partial to full shade, makes an outstanding combination plant for adding color, texture, and habit to landscape beds and containers.



grow your own!

Harvest late summer vegetables, edible flowers, fruits, and herbs this summer by planting **right now**.

Here's what should go into the ground as soon as possible...

Beans
Sweet & Hot peppers
Watermelons
Winter squash
Pumpkins
Summer squash

Save money by growing your own food...



Watch your email inbox each month for our **Kitchen Gardener e-newsletter**, featuring recipes from the garden and growing tips for your favorite vegetables, fruit and herbs...plus coupons for many of the edibles we carry. In May we will discuss using berries in French desserts and in June we'll focus on summer melon recipes. Subscribe on our website homepage: www.sloatgardens.com

YUM! →

Easy roasted tomatoes
with rosemary.

Read this and other tomato
recipes by visiting us online:

www.sloatgardens.com



Composter Corral



NatureMill Pro Kitchen Composters even accept dairy, meat, and fish, thanks to a sealed reactor and true "hot composting" temperatures. In select stores only.



The **Tumbleweed Compost Maker** is an above-ground tumbling bin that puts your kitchen, lawn and garden scraps to work. With a daily spin, it produces up to 8 cubic feet of earthy, dark brown compost in as little as 21 days.



arriving mid-May!

Can-O-Worms will eventually hold up to 20,000 worms. The resulting compost will improve soil structure, aeration and water retention which contributes to soil fertility and healthy root development. *Back by popular demand!*

SLOAT GARDEN CENTER SEMINARS

Each month we select gardening experts to discuss garden solutions for our seminar series. The fee is \$5 (Gardener's Reward Program members are free) and all seminar participants receive a 10% off coupon for redemption at any of our locations. Please call ahead to the seminar location to reserve a seat - attendance is limited.

Citrus Pruning & Care

Marie Miller and Elizabeth Ruiz explain when and how to prune citrus.
May 9—San Bruno, Ruiz, Sat., 10 am
May 24—Novato, Miller, Sun., 10 am
Jun. 28—Kentfield, Miller, Sun., 10 am

Learn Drip Irrigation

Tom Bressan, from the Urban Farmer, shows how to save money by watering only the plants you want to water.
May 27—S.F. (Sloat Blvd.), Wed., 6:30 pm
Jun. 6—Mill Valley (Miller Ave.), Sat., 10 am
Jul. 12—Kentfield, Sun., 10 am

Growing Earth Box Veggies in Small Spaces

Sloat staffers Shelley Mitchell & Milo Burkholder demonstrate how to plant up an Earth Box.
May 9—San Rafael, Mitchell, Sat., 10 am
—Danville, Burkholder, Sat., 10 am
May 31—Mill Valley (Miller), Mitchell, Sun., 10 am

Design with Succulents

Mary Te Selle discusses colorful combinations and wise additions to a thirsty landscape.
May 13—S.F. (Sloat Blvd.), Wed., 6:30 pm
May 30—Novato, Sat., 10 am

Introduction to Bonsai

Aesthetic pruner Marie Miller discusses how to begin this fascinating hobby.
May 16—San Rafael, Sat., 10 am
May 23—Mill Valley (Miller Ave.), Sat., 10 am
May 31—S.F., (Sloat Blvd.), Sun., 10 am

Composting 101

Lynn Adams demonstrates how easy it is to begin composting.
May 16—San Bruno, Sat., 10 am
June 7—S.F. (Sloat Blvd.), Sun., 10 am

Summer Pruning Japanese Maples

Elizabeth Ruiz and Marie Miller share how to prune for health and beauty.
May 17—Mill Valley (Miller.), Ruiz, Sun., 10 am
June 7—Novato, Miller, Sun., 10 am
June 14—San Rafael, Miller, Sun., 10 am
July 29—S.F. (Sloat Blvd.), Miller, Wed., 6:30 pm

The 10 Most Common Gardening Mistakes

Third-generation gardener Gus Broucaret reviews common mistakes and their solutions.
June 3—S.F. (Sloat Blvd.), Wed., 6:30 pm

Succulent Container Gardening

CCN Pro Cindy Bonilla shows how to make a colorful easy-care container garden.
June 10—S.F. (Sloat Blvd.), Wed., 6:30 pm
June 14—San Bruno, Sun., 10 am

Succulent Wreath Workshop

Dawn Smith and Jennie Strobel will help you construct your own living wreath.
Signup is limited. Gardener's Reward members: \$40. Non-members: \$50.
June 13—San Rafael, Smith, Sat., 10 am
June 27—Mill Valley (Miller), Smith, Sat., 10 am
July 1—S.F. (Sloat Blvd.), Strobel, Wed., 6:30 pm
July 11—Novato, Smith, Sat., 10 am

Mediterranean Style Gardens

Melinda Rose and Richard Avery share their favorite easy, low-water plants.
June 24—S.F. (Sloat Blvd.) Rose, Wed., 6:30 pm
July 26—San Bruno, Avery, Sun., 10 am

Worm Composting 101

Lynn Adams shows how everyone can create their own worm compost.
July 11—San Bruno, Sat., 10 am
July 15—S.F. (Sloat Blvd.), Wed., 6:30 pm

Big Ideas for Small Spaces

Local designer Jason Hiller shares how to make the most of your space.
July 12—S.F. (Pierce St.), Sun., 10 am

Lavender Love

Learn how to care for these fragrant friends and some crafty ideas too! With Dawn Smith, Cindy Bonilla and Terri Hyatt.
July 18—Mill Valley (Miller.), Smith, Sat., 10 am
Aug. 1—Novato, Smith, Sat., 10 am
Aug. 2—Danville, Hyatt, Sun., 10 am
Aug. 5—S.F. (Sloat Blvd.), Bonilla, Wed., 6:30 pm
Aug. 16—San Bruno, Bonilla, Sun., 10 am
Aug. 22—Kentfield, Smith, Sat., 10 am

Salvage Chic

Jennie Strobel shows how to turn repurposed items into garden art.
July 19—Novato, Sun., 10 am
July 26—Mill Valley (Miller Ave.), Sun., 10 am

Water Saving Tools (Drip) and Strategies

CCN Pro Richard Avery discusses and trouble shoots different irrigation methods.
July 19—San Bruno, Sun., 10 am

Summer Rose Care

Terri Hyatt demonstrates pruning for the fall.
July 19—Danville, Sun., 10 am

Get Off Your Grass

CCN Pro Richard Avery discusses versatile plants to replace thirsty lawns.
Aug. 9—San Bruno, Sun., 10 am



Bring light to the shade




Fibrous begonia



fern



Impatiens



Fuchsia



Hosta



Lamium



Azalea

When creating a shade garden, add plants that have brightly colored or variegated leaves. This is a great way to mimic the look of light shining into the understory of the forest floor; it adds depth and makes plants look more interesting.

Medium sized shrubs like *Aucuba japonica* 'Variegata', *Fatsia japonica*, *Pieris japonica* 'Variegata'.

Smaller perennials and annuals might include: Variegated forms of *Hosta*, *Liriope* 'Sivory Sunproof' or 'Silver Dragon' and *Coleus* hybrids. *Lamium maculatum* or *Glechoma hederacea* to trail over pots or walls.

Mixing these with brightly colored blooms can bring even more light and excitement into a shady area. Try tuberous or Fibrous Begonias, Fuchsia, *Senecio* hybrids, Azaleas, and of course, Impatiens.



Classical Green is the Pottery Color of the Month for May & June 2009

SAVE the DATE!

June 19th
our annual Solstice Sale
(All locations)

July 19, 20, 21
our annual
Pottery Sample Sale
(Kentfield location only)



Erik Borman manages our Pierce Street location in the SF Marina. Stop by and say hello

Put your feet up... enjoy the view!



Relax this spring and summer with beautiful eucalyptus furniture designed for Bay Area gardens. Eucalyptus is a tropical hardwood that is dense, durable and resistant to rot. Because it grows very fast, eucalyptus is a more affordable and durable option than teak, but has a similar luster to teak. It resists water and moisture, making it an ideal choice for outdoor furniture.



The eucalyptus used in our furniture is specially harvested using responsible forest management techniques and is FSC certified. This certification guarantees that forests are managed in a way that will assure the long-term availability of wood while protecting the health of forests and the natural resources they contain and support.

For the 2009 patio season we have Banana benches, Adirondack chairs with footstool, Dover sun loungers, Verona 2 seater benches, Love seats, 8 piece/5 piece table/chair sets and /3 piece Bistro table/chair sets.

Pictured clockwise from top left: Verona 2 seater bench, Adirondack chair (footstool not pictured), Dover sun lounger, Banana bench.

Do you love the colorful and exotic flowers of tree peonies, but prefer the perennial growing cycle of the herbaceous type? If so, it's time to try Itoh (pronounced "eye-toe") Peonies (also known as intersectional hybrids).

They're named after Japanese breeder Toichi Itoh, who spent much of his career striving to cross the two. He was successful in the mid-1950s, but sadly didn't live to see the effort of his work. He passed away before his seedlings grew large enough to bloom. Other breeders took up the challenge and created plants with the best traits from both types in an array of stunning colors.

For years, Itoh Peonies were slow to multiply and rather expensive — selling for as much as \$1,000 each — until now! We are delighted to introduce Itoh Peonies for 2009. These large plants of blooming age are resistant to peony blight. They will grow 24 to 36 inches tall and wide and will provide up to 50 blooms in a single season. We have only 100 plants, and they are definitely collector's items!

The amazing Itoh Peony: Collector's plants for your garden



**Bartzella
Itoh Peony**

Double flowers and distinct dark green leaves. Can produce blooms up to 9 inches across and has a slightly spicy scent.



**Julia Rose
Itoh Peony**

With red buds opening to striking peach-pink blooms, 'Julia Rose' has deeply toothed, emerald green leaves and a soft, spicy scent.



**Kopper Kettle
Itoh Peony**


Large eight-inch, copper-orange, semi-double flowers. Darker center and occasional yellow streaks in the petals.



**Sequestered Sunshine
Itoh Peony**

Single flowers with occasional semi-double blooms. Showy stamens and coarse foliage.

Use WATER Wisely



Watering wisely
at home means
bringing water to where
it will do the most good.

Set up irrigation systems to reduce mist and sidewalk runoff, and use hand held waterwands to water closer to plants...and to shut off water streams in between plant areas. Use sprinklers correctly, water during early morning hours (to reduce evaporation), and consider using soaker hoses. Also, it's important to regularly inspect hoses to be sure they are not leaking. For less than a cup of coffee, you can be sure that hoses are in top shape by replacing old washers.

Mediterranean plants for Bay

Water conservation in California is a way of life. Planning for future rainfall is practical and sustainable. You can create a striking garden using flowers, fruits and colorful foliage with plants that are adapted to a Mediterranean climate (Australian, South African, European or CA native). The following plants need minimal amounts of water once established. The full list, which includes trees, is available on our website.

PERENNIALS

Agapanthus (Lily of the Nile)
Aloysia triphylla (Lemon Verbena)
Cactus and Succulents
Carex grasses
Diets sp. (Fortnight Lily)
Echinops (Globe Thistle)
Echium sp. (Pride of Madiera)
Festuca sp.
Erigeron sp. (Fleabane)
Oenothera (Evening Primrose)
Origanum sp. (Oregano)
Penstemon sp. (Beard Tongue)
Perovskia (Russian Sage)
Phormium (Flax)
Sedum sp.
Stachys byzantina (Lambs Ears)

SHRUBS

Arctostaphylos sp. (Manzanita)
Buddleja sp. (Butterfly Bush)
Callistemon sp. (Bottlebrush)
Ceanothus sp. (California Lilac)
Cistus sp. (Rockrose)
Feijoa sellowiana (Pineapple Guava)
Grevillea sp.
Lavandula sp. (Lavender)
Laurus nobilis (Sweet Bay)
Cotinus coggygria (Smoke Bush)
Nandina domestica (Heavenly Bamboo)
Pittosporum sp.
Pyracantha sp. (Firethorn)
Ribes sanguineum (Currant)
Vitex agnus-castus (Chaste Tree)



Bring water to the right places with the



Between our Dramm and Gilmour lines, we offer quality, unique products to meet all your watering needs.

ColorStorm Turret Sprinkler

Nine water patterns supply maximum functionality. Heavy metal base. Lifetime guarantee.

Water Weeper hoses have hundreds of tiny holes, they can be placed directly in plant beds throughout your yard.

Use **Dramm hand held waterwands** to get water closer to plants and to shut off water in between plant area (waterwand pictures above and right).

Area gardens



Buddleja



Grevillea



Festuca



Perovskia



Carex


Did you know?

#1: Plant in glazed pottery (versus terra cotta or wood) and you'll water less often.

#2: The best time of day to water is in the morning before the sun heats up.



mulch helps retain soil moisture



We carry **Mulch Block** (made from coconut husk), **Forest Mulch Plus** and high grade **bark** in four size grinds, as well as shredded cedar bark, cocoa hulls (not safe around dogs) and redwood compost. All help keep soil moisture and temperature levels even while letting you choose a favorite look for your garden.

Right tools...



Gardening is healthy!
Start young!

Wilt Stop Plant Protector

This natural, non-toxic product, derived from the resin of pine trees, has the unique ability to form a soft, clear flexible film on treated plants. The film protects plants from drying out, drought, wind burn, sunscald, winter kill, transplant shock and salt damage. Great for use year around on deciduous trees, evergreens, shrubs, roses, transplants, vegetables and fruit. Always irrigate plants before spraying.



Water Wise Seminars at Sloat Garden Center

Learn Drip Irrigation

Tom Bressan, from the Urban Farmer, shows how to save money by watering only the plants you want to water.
May 27-S.F. (Sloat Blvd.), Wed., 6:30 pm
Jun. 6 -Mill Valley (Miller.), Sat., 10 am
Jul.12 -Kentfield, Sun., 10 am

Water Saving Tools (Drip) and Strategies
CCN Pro Richard Avery discusses and troubleshoots irrigation methods.

July 19- San Bruno, Sun., 10 am

Get Off Your Grass

CCN Pro Richard Avery discusses versatile plants to replace thirsty lawns.
Aug.9-San Bruno, Sun., 10 am